


STEDIA
ステディア

Cleanup Corporation
<http://cleanup.jp/>

Cleanup | STEDIA
Cleanup

STEDIA
ステディア





Cultivated in a country with 4 seasons.

The ideal material for kitchen is stainless steel.

It is durable and creates an everlasting shine.

Based on that belief, we have been developing our kitchens for more than 60 years.

Our passion towards stainless steel has turned into confidence and we have been creating kitchens loved by so many ever since.

Throughout beautiful, but occasionally harsh countless seasons in Japan.

Focusing and observing on the changing eras and life closely.

Ideal materials, new technologies, innovative ideas,,,,,

Ceaseless passion has been brought when developing kitchens.

All those experiences has been culminated to "STEDIA".

The history of kitchen is about to be rewritten.



A kitchen that keeps
shining in your life.
"STEDIA" is born.



Everlasting beauty.
The future will be changed.



Core Value

Stainless Steel Eco Cabinet

Outstanding quality of STEDIA /
Stainless Steel Eco Cabinet



STEDIA is using high quality stainless steel even in parts you can not see.
It has high durability against lifestyle using a lot of water and environment with high temperature.
It is also resistant towards heat, corrosion, mold, and odor.
STEDIA is using the best environmentally friendly stainless steel material.

- Resistant to rust, water, oil stain, and heat.
- Easy to remove stains and beauty is long lasting.
- Resistant to mold and odor.
- Long-life duration and highly ecological.

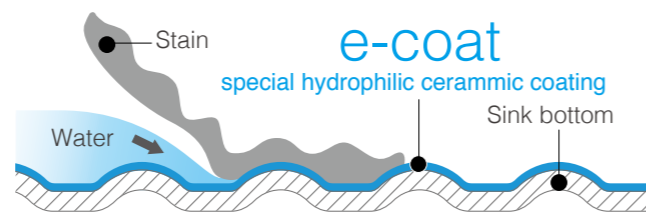


Double guard against scratches and soiling


Two secrets make the STEDIA series inherently sanitary — to keep your kitchen in ideal shape, always a grade cleaner —

1. Grease stains lift off with e-coat

The e-coat hydrophilic ceramic coating allows water to work its way under the stain, lifting it to float up and off the surface. Even stubborn grease is gone with the wipe of a damp cloth!

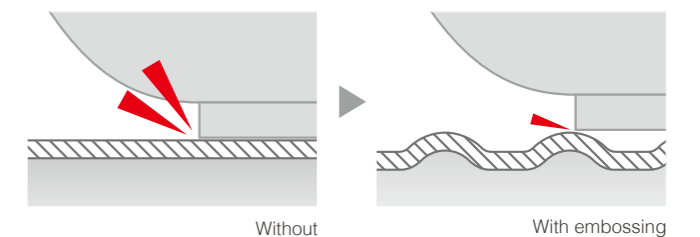


Comparison: Stain removal with a damp cloth.



2. Scratch-resistant special embossed finish

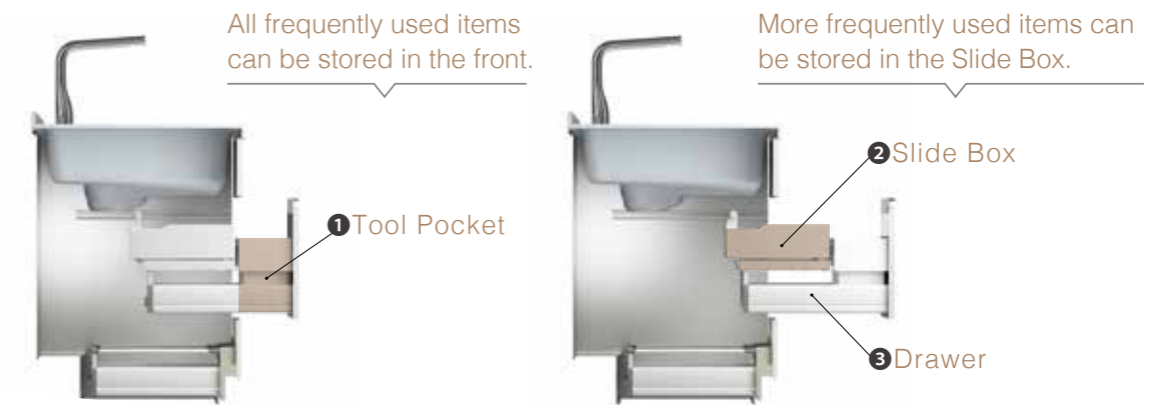
The work surfaces you use most have a special embossed finish that reduces the effective area of sink contact with dishes and utensils. Scratches are less likely to form and less noticeable when they do.





Tool Pocket & Slide Box

Drawers will become steric, by placing frequently used items towards the front. Taking out and returning items is now more efficient.



Sink Cabinet

All frequently used tools used around the sink can be organized and stored in the sink cabinet.

1 Tool Pocket



2 Slide Box



3 Drawer



Stove Cabinet

Pots, pans and also bottles can be stored under the stove which will make cooking more efficient.

1 Tool Pocket



2 Slide Box



3 Drawer



Design

A timeless design

With extreme comfortability

Loved by all generations

Countertop

Sink

Door

Handle



Countertop



Sink



Door



Handle



PLAN 1

Flat-Counter Island
W2630 x D980
Door: Class 3
Mille Feuille Teak (CSK)



PLAN 2

Flat-Counter Island on wall
W2590 x D980
Door: Class 4
Oak Latte (C3A)



PLAN 3

Flat-Counter Island on wall
W2590 x D980
Door: Class 2
Bleu de Paris (CFV)
Blanc Casse (CFQ)



PLAN 4

Fixture-type I-shape
W2565 x D650
Door: Class 4
Marine Wood Dark (CWZ)



PLAN 5

Fixture-type I-shape
W2565 x D650
Door: Class 3
Patina Marble (CHL)



PLAN 6

Wall Fitting I-shape
W2550 x D650
Door: Class 2
Beaute Rose (CJX)



PLAN 7

Wall Fitting I-shape
W2115 x D650
Door: Class 5
Classical Birch (C4B)



PLAN 9

Wall Fitting L-shape
W2700 x 1800 x D650
Door: Class 3
Snow Wood Maple (CSQ)



PLAN 8

Fit-Counter Island
W1880 x D980
Door: Class 3
Patina Ruby (CHN)



PLAN 10

Fixture-type L-shape
W2550 x 1800 x D650
Door: Class 3
Luna White (CNA)
Pottery Pine (CSL)



COLOR LINEUP

Door — 38 colors —

class 1 [3 colors]



Stalia

Surface: Stainless Steel + Gloss Etching + Silk Printing+ Clear Coat Finishing [High Gloss]
Edge: Top and Bottom Silver ABS Cap

Available Handles **B F G**



Stalia Champagne (CVQ)



Stalia Wine (CVE)



Ressac

Surface: Olefine Sheet Coated Decorative Panel [Matt]
Edge: Frame structure on all sides.

Available Handles **H J**



Ressac Herringbone (CVH)

class 2 [7 colors]



Beaute

Surface: Stainless Steel + Gloss Etching + Silk Printing(Except Beaute Silver) + Clear Coat Finishing [High Gloss]
Edge: Top and Bottom Silver ABS Cap

Available Handles **B F G**



Beaute Silver (CJV)



Beaute Aqua (CJY)



Beaute Rose (CJX)



Beaute Bordeaux (CJH)



Brocante

Surface: Urethane Coated Framed Door [Matt]
Edge: Urethane coat

Available Handles **H J**



Blanc Casse (CFQ)

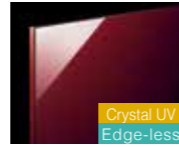


Bleu de Paris (CFV)



Thiollet Rose(CFU)

class 3 [11 colors]



Luna

Surface: Vacuum Formed Acrylic Sheet + Crystal UV Coat [High Gloss]


Available Handles **B F G**



Luna White (CNA)



Luna Red (CNB)



Patina

Surface: Vacuum Formed Acrylic Sheet + Crystal UV Coat [High Gloss]


Available Handles **B F G**




Patina Opal (CHK)



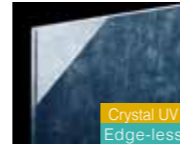
Patina Marble (CHL)



Patina Ruby (CHN)



Patina Jet (CHM)



Nocturne

Surface: Vacuum Formed Acrylic Sheet + Crystal UV Coat [High Gloss]

Available Handles **B F G**



Nocturne Cobalt (CPV)



Nocturne Sepia (CPM)



Cerne

Surface: FF Decorative Panel [Matt]
Edge: Wood grain on all sides. ABS edge


Available Handles **B F G K**



Snow Wood Maple (CSQ)



Mille Feuille Teak (CSK)



Pottery Pine (CSL)

class 4 [13 colors]



Crysta

Surface: Olefine Sheet Coated Decorative Panel + Crystal UV Coat [High Gloss]
Edge: UV Coat [High Gloss] on all sides. ABS edge

Available Handles **B F G**



Crysta White (CYE)



Crysta Red (CYB)



Crysta Citron (CYF)



Crysta Blue-Grey (CYW)



Fika wood

Surface: FF Decorative Panel [Matt]
Edge: Wood grain on all sides. ABS edge

Available Handles **B F G**



Oak Latte (C3A)



Elm Mocha (C3K)



Cherry Blend (C3B)



Walnut Bitter (C3L)



Merino

Surface: Olefine Sheet Coated Decorative Panel + Crystal UV Coat [High Gloss]
Edge: UV Coat [High Gloss] on all sides. ABS edge


Available Handles **B F G**



Merino Rose (CUU)



Merino Burgundy (CUX)




Lys wood

Surface: Olefine Sheet Coated Decorative Panel + Crystal UV Coat [High Gloss]
Edge: UV Coat [High Gloss] on all sides. ABS edge


Available Handles **B F G**



Pear Wood White (CWT)



Pear Wood Ash (CWX)



Marine Wood Dark (CWZ)

class 5 [4 colors]



Suede

Surface: FF decorative panel [Matt]
Edge: Single color on all sides. ABS edge

Available Handles **L M**



Suede White (CAT)



Suede Charcoal (CAZ)



Wood

Surface: FF decorative panel [Matt]
Edge: Wood grain on all sides. ABS edge

Available Handles **L M**



Nordic Beach (C4V)



Classical Birch (C4B)

For Cafe Style Storage Door / Cabinet


Surface: Olefine Sheet Coated Decorative Panel [Matt]
Edge: Wood grain on all sides. ABS edge




White Wood (CRI)



Natural Wood (CRC)



Medium Wood (CRX)



Dark Wood (CRY)

※ Doors in class 1 to 5 (Except class 1 Stalia and class 2 Beaute) can also be selected for Cafe Style Storage.

Handle

Line Handle



B Line

Long Bar Handle



F Long Bar Silver



G Long Bar Black

Special Handle



H Arch Silver



J Cabriole Antique



K Long Bar Antique

Handle for Class 5



L Short Bar Silver



M Short Bar Black

A wide variety of unique countertops
Express anyway you like



Countertop



Stainless Steel



Dimpled finish (S)

Corian

[Ortana]



Franc White(2)



Almond Natural(3)



Tea Grege(4)



Souffle Blue Grey(5)



Foret Noir(6)

Artificial Marble

[Caliza]



Caliza White(B)




Caliza Mocha(F)



Caliza Grey(G)

[Powder]



Sucre White(A)




Farina Beige(I)



Russett Mocha(K)

[Solid]



Natural White(N)

Color FC Process



Techi Tech(7)

FC Process



Flower White(H)



Lusekofte(8)

※ Base color of "Techi Tech" and "Lusekofte" are Natural White.

Artificial Marble molding technology (Free Combination molding)



Cleanup's proud original artificial marble forming technology. Using the idea of "Inlaying"(A technique used when making antique furnitures.), a delicate but bold design is now available. Usability and strength of the countertop is same with or without the pattern, since a patterned piece using the same material is embedded.(Patent obtained)

COUNTERTOP & SINK

Stream Flow Sink

With the water force during the vegetable washing while cooking or dish washing after meal, garbage in the sink swiftly flows into the drainage.

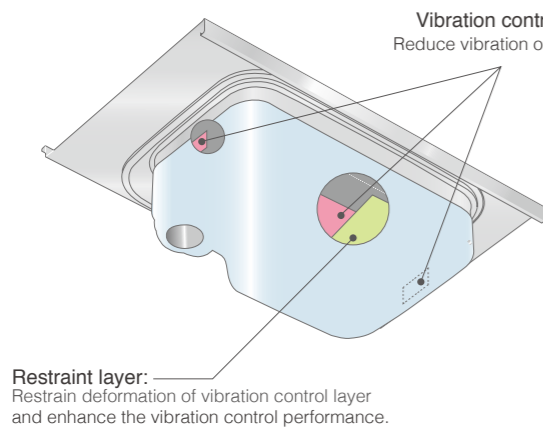


Help keep your sink clean

Water used during cooking will capture garbage and stains and flow towards the stream flow. Garbage flowing into the stream flow will be pushed away with water and into the drainage.



Silent water sound



Phone level	70dB	
In noisy office Regular conversation	60dB	Conventional Sink
In regular office	50dB	
In library	40dB	Stream Flow Sink Super Silent Sink
	35dB	Silent Shower Faucet
Pendulum of wall clock Whispering	30dB	

Sink



Stainless Steel

Stream Flow Sink

Available countertops ▶ Stainless Steel / Artificial Marble / Corian



SY Sink ● W60 × D52 × H18.5 cm



SA Sink ● W75 × D52 × H18.5 cm

Super Silent Sink

Available countertops ▶ Stainless Steel / Artificial Marble



SV Sink ● W67 × D52 × H20.4 cm

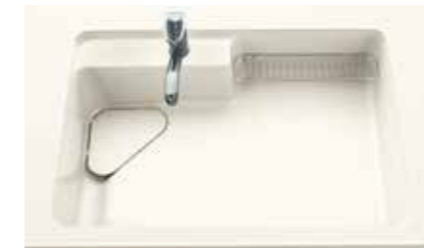


SK Sink ● W82 × D52 × H21.5 cm

Artificial Marble

Stream Flow Sink (AE Sink) ● W78 × D55 × H18.5 cm


Available countertops ▶ Artificial Marble / Corian



White (N)




Beige (G)



Mocha (R)




Blue Grey (B)



Coral (P)

COUNTERTOP & SINK

I-Shaped • L-Shaped Countertop / Stainless Steel / Artificial Marble / Corian



※ L-Shaped is not available when the countertop material is Corian.

Flat Counter Island / Artificial Marble / Corian



※ L-shape is not available when the countertop material is Corian.
 ※ Depth 80cm countertop is only available Artificial Marble.

Sink Variation

Stream Flow Sink (Stainless Steel)



SY Sink



SA Sink



AE Sink

Stream Flow Sink (Artificial Marble)

Super Silent Sink (Stainless Steel)



SV Sink



SK Sink

Countertop / Sink

Countertop Material	Available Sink (Material)
Stainless Steel	Stream Flow Sink (Stainless Steel) Super Silent Sink (Stainless Steel)
Artificial Marble	Stream Flow Sink (Stainless Steel) Super Silent Sink (Stainless Steel) Stream Flow Sink (Artificial Marble)
Corian	Stream Flow Sink (Stainless Steel) Stream Flow Sink (Artificial Marble)

Sink Variation

Stream Flow Sink (Stainless Steel)



SY Sink



SA Sink



AE Sink

Stream Flow Sink (Artificial Marble)

Super Silent Sink (Stainless Steel)



SV Sink

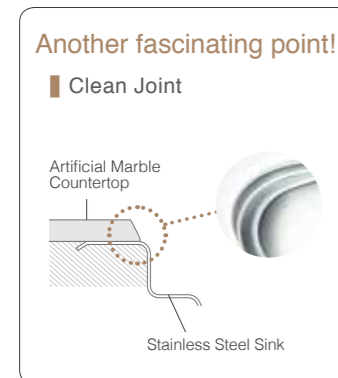


SK Sink

Countertop / Sink

Countertop Material	Available Sink (Material)
Artificial Marble	Stream Flow Sink (Stainless Steel) Super Silent Sink (Stainless Steel) ※ Stream Flow Sink (Artificial Marble)
Corian	Stream Flow Sink (Stainless Steel) Stream Flow Sink (Artificial Marble)

※ Super Silent Sink (Stainless Steel) is not available for Flat Counter Island L-shaped.



+ OPTION

For Stream Flow Sinks (SY/SA)



Support Plate (mesh)
ZKPPJN-K
Support Plate (mesh) for Corian Countertop
ZKPPEN-K



Draining Basket
ZKPNNN-K



Cutting Board Rack
ZKPAHN-K

(AE)



Support Plate (mesh)
ZKPPCN-K

(SY/SA/AE)



Lid for Drainage
ZKPLNN-K

For Super Silent Sinks (SV/SK)



Cutting Board For SK Sink
MHK-1



Support Plate for SK Sink
ZKPMNSN-K




Lid for Drainage
F-3



Support Plate (mesh) (Photo shows SV Sink)
For SV Sink : MP-9
For SK Sink : ZKPPKN-K



Draining Basket and Tray
PMC-K



Cutting Board Rack
ZKPAKN-K

For both



Cutting Board Holder
ZKPBNN-K



Clean Corner
ZKPKNN-K

FLOOR CABINET

Keep all regularly used items in the Handy Area

Keep all frequently used items in the "Handy Area" and store infrequently used items in the "Floor Container". Also, separate items in multiple spaces according to different duties such as heating, cutting, and washing. An efficient kitchen is created by reducing unnecessary space and unnecessary movements.



※ The width shown in the image is 255 cm

Innovations that make things easy to reach and using

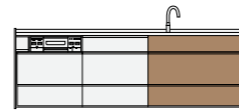
- Silent Rail**
- Full Extension Rail**
- Floor Container**
 - 1 High Capacity
 - 2 Moderate clearance from the floor
 - 3 Scratch resistant aluminum riser
 - 4 Front Side Tray

	Cooking area	Set-up area	Washing-up area
	Stove Cabinet (width 75 cm)	Base Cabinet (width 75 cm)	Sink Cabinet (width 105 cm)
Handy Area Storage	<p>Stove-side drawer (Load capacity: 2 kg)</p>	<p>First Drawer (Load capacity: 20 kg)</p>	
	<p>Upper tier drawer (Tool Pocket) (Load capacity: 40 kg Including Tool Pocket)</p>	<p>Upper tier drawer (Load capacity: 40 kg)</p>	<p>Upper tier drawer (Tool Pocket) (Load capacity: 20 kg Including Tool Pocket)</p>
Floor Container	<p>Floor Container (Load capacity: 20 kg)</p>	<p>Floor Container (Load capacity: 20 kg)</p>	<p>Floor Container (Load capacity: 20 kg)</p>

FLOOR CABINET

● means with or without piping space is available.
○ means only with piping space is available.
△ means only without piping space is available.
★ stainless steel base plate drawer is optional.

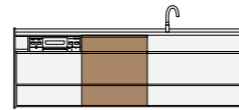
Sink Cabinets



Functions	Inset Panel type with Tool Pocket	With Tool Pocket	Inset Panel type with Tool Pocket + Slide Box	With Tool Pocket + Slide Box
Configuration				
Compatible width (cm)	90 · 105 ● ★	75 · 90 · 105 ● ★	90 · 105 ●	75 · 90 · 105 ●
Functions	Compatible type for existing drain pipe with Tool Pocket	Inset Panel type	Simple type	Hinged Door type
Configuration				
Compatible width (cm)	75 · 90 · 105 △ ★	* 75 · 90 · 105 ● ★	75 · 90 · 105 ● ★	90 ○

* Only SY Sink is available for width 75 cm.

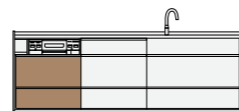
Base Cabinets



Functions	1 Drawer type	2 Drawers type	2 Drawers type with Slide Box	3 Drawers type
Configuration				
Compatible width (cm)	20 · 30 · 45 ● ★	20 · 30 · 45 · 60 · 75 · 90 ● ★	30 · 45 · 60 · 75 · 90 ●	30 · 45 · 60 ● ★
15 cm width Base Cabinets				
Functions	Open type	Ladle Rack type	Wire Basket Type (with or without Adjustment Board)	Bottle Storage Type
Configuration				
Compatible width (cm)	45 ○	15 ○	15 ○	15 ○

● There are also width 45 cm hinged door cabinet and a width 60 cm cabinet for dish washers.

Stove Cabinets



Functions	With Tool Pocket (with or without Adjustment Board)	With Tool Pocket + Slide Box (without Adjustment Board type)	With Tool Pocket + Slide Box (with Adjustment Board type)	Simple type (with or without Adjustment Board)
Configuration				
Compatible width (cm)	75 · 90 · 105 ● ★	75 · 90 · 105 △	75 · 90 · 105 ●	75 · 90 · 105 ● ★

Corner Base Cabinets

Cabinet with wagon



Corner wagon

Delta Tray

- Width: 90x90 cm
- Depth: 65 cm
- Center: Wagon with door panels
- Inner Cabinet Sides: Drawers with 2-level trays

Cabinet with shelves



- Width: 90x75 cm · 90x90 cm
- Depth: 65 cm
- With Soft Closing Device
- With 2 adjustable shelves

+ OPTION

Towel Rack for Sink Cabinet Drawer



For Line Handle
ZKHTDN-K



For Short Bar Handle
ZKHCAN-K

* Not available for cabinets below.
· Sink Cabinet (Hinged Door Type)
· Base Cabinet
· Stove Cabinet

* In case of the towel rack for Short Bar Handle, it is also not available for the cabinet below.
· Width 75 cm Sink Cabinet

Rice Dispenser for Floor Container



ZKCFNN-K

Can be stored in Floor Containers with width more than 45 cm and kitchen height higher than 85 cm.

* Except for Sink Cabinet for Existing Piping, Base Cabinet for Deep Type Dish Washer · Dryer, Base Cabinet for Dish Washer · Dryer with 1 Drawer.
· Capacity: Approximately 11 kg
· 1 measuring cup(180 ml) included

WALL CABINET

Wall Cabinets

Height 50 cm Short Wall Cabinet, height 60 cm Semi Middle Wall Cabinet, height 70 cm Middle Wall Cabinet, and height 90 cm Long Wall Cabinet are available.



Handle-less Cabinet Doors



Soft Closing Device

Pull Down Wall Cabinet



Spice rack



- Width: 30-45 cm
- Depth: 37.5 cm
- Height: 70 cm
- With one adjustable shelf
- With paper towel rack (Width 45 cm only)

Ladle rack



- Width: 45 cm
- Depth: 37.5 cm
- Height: 70 cm
- With one adjustable shelf
- With Ladle hooks

Move Down Wall Cabinet



- Width: 60-75-90 cm
- Depth: 37.5 cm
- Height: 70 cm
- With load adjusting function (Load capacity 15 kg)



When storing items

Eye Area Box



Store after finish cooking

Select from 2 types depending on how you would like to use

Condiment Rack Type



- Width : 45-75-90 cm
- Depth : 30 cm
- Descending distance: 42 cm (From the bottom of wall cabinet)
- Load capacity: 3 kg
- With paper towel rack (Except width 45 cm)

Drainer Counter Type




- Width :75-90 cm
- Depth : 30 cm
- Descending distance: 42 cm (From the bottom of wall cabinet)
- Load capacity: 10 kg
- *Shelf must be empty to retract.
- With draining tray

+ OPTION

With cabinets fitted with earthquake proof components, have your kitchen earthquake proof!

Wall cabinet

Detecting shaking from earthquakes etc, doors are automatically locked.



When shaking is detected, the lock cannot be deactivated due to the movement of the ball inside.

The ball inside stabilizes when the shaking stops, so the locked component elevates the lock automatically.

To fill the gap between the ceiling and cabinet.

Ceiling Panel



5~40 cm

WALL CABINET

Auto Move

This Wall Cabinet climbs and lowers automatically with the touch of a button to an easy-to-reach height.

Storage made of stainless steel

Width 90 cm Width 120 cm Width 135 cm



Select from 4 types depending on how you would like to use

Dish drying rack type



- Width: 90 cm
- Depth: 37.5 cm
- Height: 70 cm
- Drying cycle: 30, 60, or 90 min.

Kitchen tool storage type



- Width: 90-120-135 cm
- Depth: 37.5 cm
- Height: 70 cm

Water draining & counter type



- Width: 90-120-135 cm
- Depth: 37.5 cm
- Height: 70 cm

Dish drying rack & Sterilizer type



- Width: 120-135 cm
- Depth: 37.5 cm
- Height: 70 cm
- Sanitization cycle for dishcloths and cutting boards: around 120 minutes
- Drying cycle: 30, 60 or 90 min.

Special dish rack for water draining



※ It cannot be installed at dish drying rack type or kitchen tool storage type (width 90 cm).

ZAYSZZD00ZFZ-K


Hand Move



Select from 2 types depending on how you would like to use

Storage type Width 75 cm Width 90 cm

Water draining type Width 75 cm Width 90 cm



- Width: 75-90 cm
- Depth: 37.5 cm
- Height: 50-60-70 cm
- With LED lighting (Lighting type only)



- Width: 75-90 cm
- Depth: 37.5 cm
- Height: 50-60-70 cm
- With water pan
- With LED lighting (Lighting type only)

+ OPTION

For Storage type



Support rack
ZKMKNN-K



Paper rack
ZKMJNN-K



Dish rack
ZKMSNN-K



Ladle rack
ZKMENN-K



Cutting board rack
ZKMMNN-K



Cutlery rack
ZKMCNN-K

Systemized Area Storage

Height 236 cm Height 216 cm Depth 45 cm Depth 55 cm

Drawer Type Middle Cabinet + Step Container



- Width: 90 · 105 · 120 · 135 · 150 · 180 cm
- Depth: 45 · 55 cm
- Height: 236 · 216 cm



Silent Slider



Upper Cabinet



Drawer Type Middle Cabinet



Inner drawers with silent specifications

Step Container



- The Step Container has a locking mechanism. It has a releasing lever to unlock.



Shelving Type Middle Cabinet + Drawer Type Lower Cabinet



With Adjustable Shelves



Drawer + Shelving Type Middle Cabinet



The drawer and shelving can be on either side.

Cupboard

Height 236 cm Height 216 cm* Depth 45 cm Depth 55 cm Depth 65 cm

Translucent Door Type Middle Cabinet



- Width: 45 · 60 · 75 · 90 cm
- Depth: 45 · 55 cm
- Height: 216* · 236 cm

Door Panel Type Middle Cabinet



- Width: 45 · 60 · 75 · 90 cm
- Depth: 45 · 55 · 65 cm
- Height: 216* · 236 cm



Upper Cabinet

- With 1 adjustable shelf



Midsection cabinet

- With 4 adjustable shelves (Height 236 cm)
- With 3 adjustable shelves (Height 216 cm)



Lower Cabinet

- 1st Drawer: With Tray
- 3rd Drawer: With Stabilizer



Doors of the middle cabinet will be an aluminum frame spec when translucent door is selected along with Class 1 · 2 doors.

Wall Oven Cabinet with width 60 cm and depth 65 cm are also available.

* Only depth 45 cm is available for height 216 cm.

Single Sided High Floor Counter

Countertop height 100 cm Depth 45 cm Depth 55 cm



Drawer Type Appliance Storage



- Width: 60·75·90 cm
- Depth: 45·55 cm
- Height: 100 cm
- Upper: Sliding Shelf (No Soft Closing Device), With 2 Electrical Outlets
- Lower: With Stabilizers

Opened Type Appliance Storage



- Width: 60·75·90 cm
- Depth: 45·55 cm
- Height: 100 cm
- Upper: Sliding Shelf (No Soft Closing Device), With 2 Electrical Outlets
- Lower: Opened Space

1 Drawer Type



- Width: 30·45·60·75·90 cm
- Depth: 45 cm
- Height: 100 cm
- 1 Drawer, 1 Adjustable Shelf
- Single Sided High Floor Counter Width: 60~180 cm

Garbage Wagon Type



- Width: 60·75·90 cm
- Depth: 45·55 cm
- Height: 100 cm
- 2 Drawers
- Lower: Opened Space

4 Drawer Type is also available.

High Floor Counter for Corner

Countertop height 100 cm Depth 45 cm

Opened Type for Corner



- Width: 135 cm
- Depth: 45 cm
- Height: 100 cm

Appliance Storage Type for Corner



- Width: 135 · 150 cm
- Depth: 45 · 55 cm
- Height: 100 cm
- Upper: With Inner Drawer, Sliding Shelf (No Soft Closing Device), and 2 Electrical Outlets
- Lower: With Inner Drawer



Single Sided Floor Counter

Countertop height 85 cm Depth 45 cm Depth 55 cm Depth 65 cm



1 Drawer type



- Width: 30·45·60·75·90 cm
- Depth: 45·65 cm
- Height: 85 cm
- 1 Drawer, 1 Adjustable Shelf
- ※ Only widths 45, 60, and 90 cm are available for depth 65 cm.

Garbage Wagon Type



- Width: 60·75·90 cm
- Depth: 45·55 cm
- Height: 85 cm
- 1 Drawer
- Lower: Opened Space

3 Drawer type



- Width: 30·45·60·75·90 cm
- Depth: 45·55·65 cm
- Height: 85 cm
- 3rd Drawer is with stabilizers

Tall Appliance Storage with Doors

Height 236 cm Depth 65 cm



- Width: 75 cm
- Depth: 65 cm
- Height: 236 cm



Upper Cabinet Flap Door



Middle cabinet Swing Up Door



Lower Cabinet Steam Exhaust Unit

Cafe Style Storage

Height 236 cm | Depth 45 cm | Depth 55 cm



Upper Cabinet
Door Panel Type Wall Cabinet



Midsection cabinet
Door Panel Type



Midsection cabinet
Opened Shelf Type



Lower Cabinet
Hinged Door Type (With 1 inner drawer)



Hinged Door Type



Hinged Door Type (With 1 inner drawer)



Opened Type with 1 Drawer



Opened Type

Floor Counter

[Form]



A designated counter for Cafe Style Storage with a slim front edge.

[Color Variation]



Silent Shower Faucet (ZSNET273K14AH)



- Saving Type : Hot Water Saving B
- Water Releasing Form : 3 Level Switching Method
- Silent Shower / Rectifier / Shower
- With Pull Out Hose



Silent Shower



Shower



Rectifier

Eco Shower Faucet (KM5021TEC)



- Saving Type : Hot Water Saving B / C1
- Water Releasing Form : Rectifier / Shower
- With Pull Out Hose



Shower



Rectifier

Design Faucet (Efine)



- Saving Type : Hot Water Saving B / C1
- Water Releasing Form : Rectifier / Shower
- With Pull Out Hose



Chrome Plating
ZZKM6361EC



Matte Black
ZZKM6361ECM5

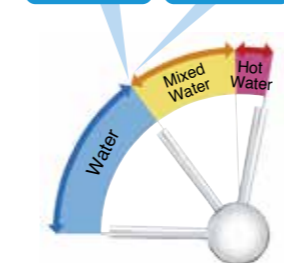


Matte White
ZZKM6361ECM4

Hot · Cold Water Saving Function (Eco Shower · Design Faucet)

Saves warm water

- Characteristic ① Cold water until the middle
- Characteristic ② Clicks when switching to warm water



Easy Water Saving Control

- Characteristic ③ Clicks within medium



Energy saving structure to naturally save warm water

Hot Water Saving Faucet

It is a hot water · energy saving product certified by Japan Valve Manufacturer's Association under "The evaluation criteria of the owner of certain building or builder regarding energy usage rationalization" and "The evaluation criteria of housing business owner".

The evaluation criteria of the owner of certain building or builder regarding energy usage rationalization.	Hot Water Saving Faucet	Easy to turn off easily at hand. (9% reduced from conventional type.)
	Hot Water Saving C1	Hot water is not released during cold water release. (30% reduced from conventional type.)
The evaluation criteria of housing business owner	Hot Water Saving A	Easy to turn off easily at hand. (9% reduced from conventional type.)
	Hot Water Saving B	Optimum flow rate is less than 5 ℓ/min. (17% reduced from conventional type 6 ℓ/min.)
	Hot Water Saving AB	Meets standards of Hot Water Saving A and B. (24% reduced from conventional type.)

Optional Parts for Drawers

Attachment position



Parallel Stabilizer (Single)

1 2 3



【For cabinet without adjustment board • inset panel】

- 105 cm width : ZKH105CN-K
- 90 cm width : ZKH090CN-K
- 75 cm width : ZKH075CN-K
- 60 cm width : ZKH060CN-K
- 45 cm width : ZKH045CN-K
- 30 cm width : ZKH030CN-K

【For cabinet with adjustment board • inset panel】

- 105 cm width : ZKH105DN-K
- 90 cm width : ZKH090DN-K
- 75 cm width : ZKH075DN-K

※ Unavailable for drawers with Slide Box.

Bottle Stand

2



- 90 cm width : ZKH090EN-K
- 75 cm width : ZKH075EN-K
- 60 cm width : ZKH060EN-K
- 45 cm width : ZKH045EN-K
- 30 cm width : ZKH030EN-K

Ladle Pocket

1 2 3



ZKHXWN-K

Frying Pan Rack

1



ZKHGNN-K

※ Unavailable for drawers with Tool Pocket and Slide Box.

Cleanup Corporation

Production centers

2 locations



Katsuta-gun, Okayama Prefecture

- **Okayama Factory** 40.000 m²
Systemized Kitchens
- **Tsuyama Factory** 27.931 m²
Systemized Kitchens, stainless steel counters

8 locations



Iwaki, Fukushima Prefecture

- **Yotsukura Factory** 140.000 m²
Systemized Kitchens, bathroom vanities
- **Kashima System Factory** 105.000 m²
Systemized Kitchens
- **Kashima Factory** 34.000 m²
Modular bathrooms
- **Yumoto Factory** 33.000 m²
Stainless steel kitchen Countertops
- **Crete Factory** 32.000 m²
Synthetic marble bathtubs and Countertops
- **Crete No.2 Factory** 28.000 m²
Synthetic marble kitchen Countertops
- **Cleanup Steel Processing Co., Ltd.**
Kashima Art Factory 13.200 m²
Stainless steel coloring processes
- **Cleanup Steel Processing Co., Ltd.**
Noda Factory 11.200 m²
Stainless steel cutting processes

Corporate Data

Head Office	6-22-22 Nishi-nippori, Arakawa-ku, Tokyo 116-8587 Tel: +81-3-3894-4771 (Main switchboard) http://cleanup.jp/
Founded	October 5, 1949
Employees	3,571 (AS of March 31, 2018)
Listed on the Tokyo Stock Exchange	September 2, 1991
ISO Certifications	ISO9001 & ISO14001

"Systemized Kitchen" We will keep improving.

An ideal kitchen where color, size, functions, layout can be chosen freely.
 To be able to provide your dream kitchen which was only available by custom order.
 The dream came true in Japan when Cleanup released its first "Systemized Kitchen" in 1973.
 A products that was born without any concepts.
 The name "Systemized Kitchen" which was named by Cleanup was accepted by countless customers and it has become a common noun.
 An ideal kitchen must use an ideal material. 2 years after the "Systemized Kitchen" was born, the first ever stainless steel kitchen with stainless steel inner structure was released.
 As a matter of fact, wooden cabinet is still generally used for systemized kitchens.
 To make the structure stainless steel requires certain skills and cost.
 Without high level stainless steel technology, systemized kitchen with stainless steel cabinets will not be implemented.
 In 2011, stainless steel cabinet became a standard for middle-high range systemized kitchens.
 A product using the ideal material towards every corner was born.
 With the clean and durable kitchen, history of kitchen was changed.
 And now, "STEDIA" will take Japan's systemized kitchen to another level.

- 1973 ○ The first Systemized Kitchen in Japan developed.
- 1975 ○ Stainless steel sink stand released.(First ever in the industry)
- 1983 ○ Simply installable Systemized Kitchen released.(First ever in the industry)
- 1998 ○ All slide storage system released.(First ever in the industry)
- 1999 ○ Foot level storage Floor Container released.(First ever in the industry)
- 2004 ○ The first stainless steel sink integrally molded with drainage released.
- 2005 ○ Super Silent e-Sink released.(First ever in the industry)
- 2007 ○ Self Cleaning Cooker Hood released.(First ever in the industry)
- 2011 ○ Stainless steel cabinet standardized for middle-high range systemized kitchens
- 2015 ○ Stream Flow Sink released
- 2018 ○ **STEDIA Debut**



Stainless steel cabinet's strength and beauty was proven by a kitchen which was used more than 30 years.

Sakura DX



In 1975, Cleanup released the very first stainless steel cabinet kitchen in the industry "Sakura DX". The kitchen in the pictures is an actual kitchen used in a general home for more than 30 years. After examining, there was no mold or rust. And based on analysis of the frame structure, it was not a problem at all to keep using the kitchen.



Every part remained clean including the rear and inside of the cabinet.
 The shine of stainless steel was maintained for more than 30 years.



STEDIA is the fruit of skills that Cleanup has been improving.

STEDIA will keep shining because it is using stainless steel with outstanding durability. To be able to process stainless steel with high durability is extremely complicated. Cleanup's factories are evolving by machinery upgrades and enhancing IT technologies. However, the finishing process of sinks and countertops is conducted by our skilled · well experienced engineers called "Meisters".

